



**THE
HUB**

Central U.P. Small Business Support

Disclosure



This presentation is for informational and educational purposes only and does not constitute legal or professional advice. Filing requirements may vary by situation. For legal guidance, please consult an attorney or qualified professional.

Limited Liability Company Annual Statement

Quarter 1 – State of Michigan LLC Renewal
February 11, 2026

Who am I & Why We're Here



Marquette County

Liam Goetz

Small Business Resource Navigator

Email: liam@accelerateUP.com

Phone: (906) 250-0288

Marquette County's Small Business Resource Navigator


Goal:

To assist LLC owners with their Annual Statement and stay in Good Standing with the State of MI

FAQ

Why File an Annual Statement

- Required Yearly for all domestic and foreign LLC's
- Due February 15 of each year
- Cost: \$25 for standard review
- Keeps your business in good standing with the State of MI



Where to Start

1. Navigate to mibusinessregistry.lara.state.mi.us

ATTENTION: If you have access to any applications that require multifactor authentication (MFA), you will now be prompted to complete MFA once daily when accessing any of your applications. [Learn More](#)

Michigan's one-stop login solution for business

MiLogin for Business connects you to many State of Michigan business services through a single user ID. Whether you want to renew a business license, access CHAMPS for Medicaid billing & claims, or report wages, hours, & contributions for your employees, you can use your MiLogin for Business user ID to connect you to many Michigan government services.

Welcome to
MiLogin
for Business

User ID

[Lookup your user ID](#)

Password

[Forgot your password?](#)

- I agree to the [Terms & Conditions](#), [Privacy Policy](#) and the collection, use, storage and sharing of your personal data, and to the collection of sensitive information, such as biometric information and government-issued identification numbers according to that policy.

Log In

Create an Account

Creating an Account



[← Back](#)

Step 1 of 10

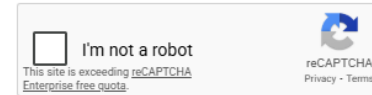
Email verification




Enter your email

MiLogin is used for a variety of government services. If you've ever used any online services you might already have an account.

Email



 We will never send you spam or share your information with anyone outside of the State of Michigan services you choose to access.

[Next Step](#)

Having Trouble?

[I don't have an email >](#)

Creating an Account



[← Previous Step](#)

Step 2 of 10

Passcode verification



Enter your passcode

We have sent you a passcode to your email
li**@accelerateup.com

Passcode

Next Step

[Resend Passcode](#)

Creating an Account



MiLogin for Business

[Help](#) [Contact U](#)

[← Previous Step](#)

Step 3 of 10

Profile Information



Enter your information

First Name

Middle Initial (Optional)

Last Name

Suffix (Optional)

I agree to the [Terms & Conditions](#), [Privacy Policy](#) and the collection, use, storage and sharing of your personal data, and to the collection of sensitive information, such as biometric information and government-issued identification numbers according to that policy.

Next Step

Creating an Account



[← Previous Step](#)

Step 4 of 10


Work phone verification



Enter your work phone number

Your **work phone** number is required for many State of Michigan services and can help us identify you and recover your account if you get locked out.

Work Phone

 You will receive a passcode via a voice call to your phone to confirm your identity.

[Next Step](#)

Can't verify work phone number?

If you don't have access to your work phone number or cannot verify it, please proceed with entering the number above and you will be allowed to skip the verification in the next step.

Creating an Account



[← Previous Step](#)

Step 5 of 10

Passcode verification



Enter your passcode

We have sent you a passcode via a voice call to your **work phone** ending with

Passcode

5383 -

Confirm Passcode

[Resend Passcode](#)

Can't verify work phone number?

[Skip Verification](#)

Creating an Account



[< Previous Step](#)

Step 6 of 10


Mobile phone verification



Enter your mobile phone number

Your **mobile phone** number is optional but can help us identify you and recover your account if you get locked out. We recommend adding it for account security.

Mobile Phone

 If your work phone can receive text messages, enter the phone number again to enable text message verification option.

Next Step

[Skip this for now](#)

Creating an Account



[← Previous Step](#)

Step 9 of 10

User ID [→](#)




Create your user ID

The User ID is required to sign in, so choose something that you will remember and also follow our ID guidelines.

ID Guidelines

- ⚠ Must start with your last name and first initial
- ⚠ Must end with 4 numbers
- ✓ Must not contain special characters or spaces

User ID

 Your user ID should be [] where XXXX is four numbers of your choosing.

[Next Step](#)

Creating an Account



[← Previous Step](#)

Step 10 of 10

Password →



Create your password

Choose something secure, but also something you can remember.

Password Guidelines

- △ Must be at least 8 characters in length
- △ Should not be based on your User ID
- △ Must contain at least one upper and lower case letters, a number, and a symbol (@#\$!~&)
- △ Confirm password must match new password

Password

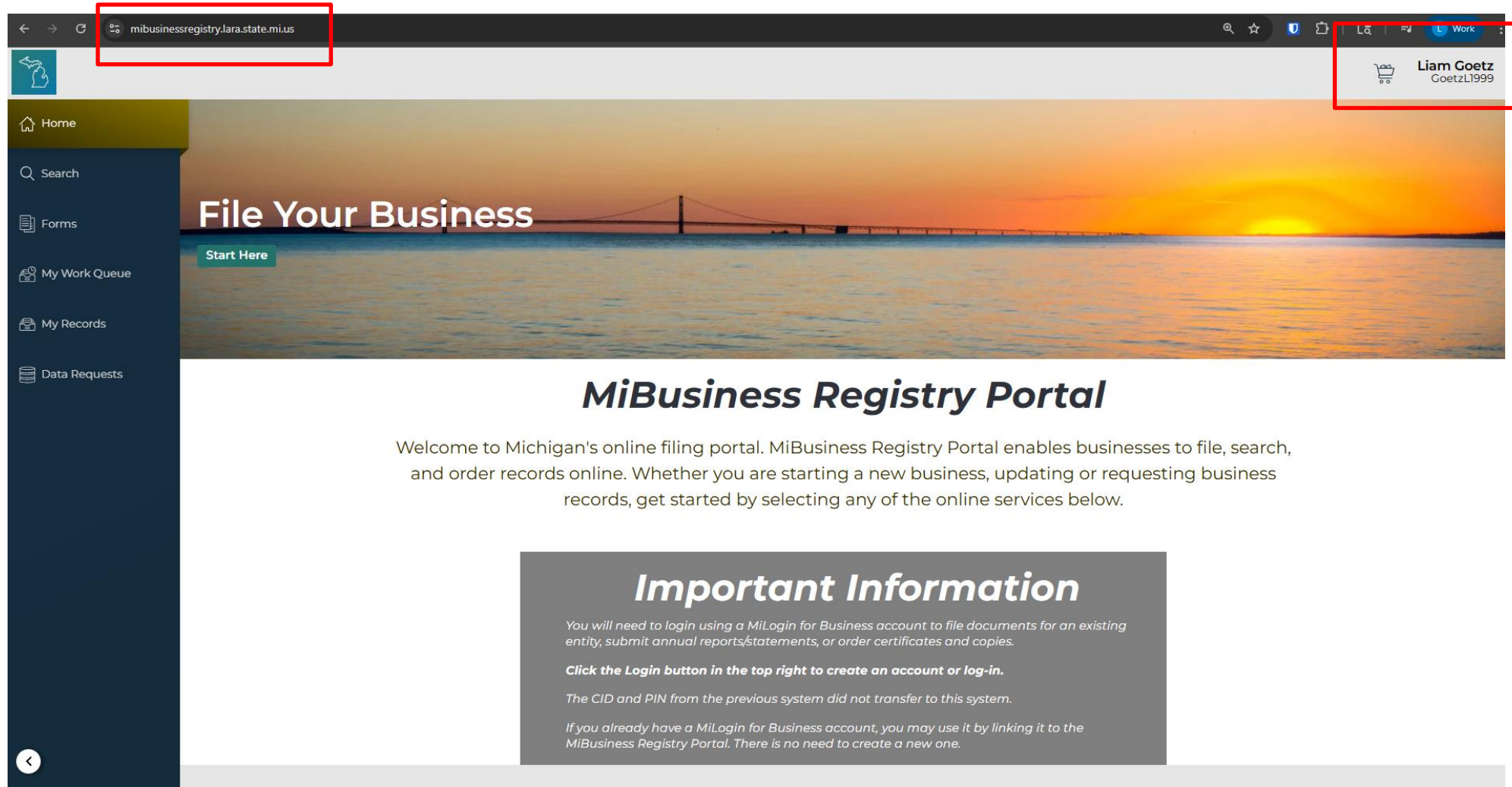
Confirm Password

Create Account

Logged In?

1. Navigate to mibusinessregistry.lara.state.mi.us

2. Ensure Login



The screenshot shows a web browser window with the address bar containing mibusinessregistry.lara.state.mi.us. The browser's user interface shows a shopping cart icon and the user's name, **Liam Goetz**, with the ID **GoetzL1999**. The website header features a navigation menu with options: Home, Search, Forms, My Work Queue, My Records, and Data Requests. The main content area has a banner image of a sunset over water with the text **File Your Business** and a **Start Here** button. Below the banner is the title **MiBusiness Registry Portal** and a welcome message: "Welcome to Michigan's online filing portal. MiBusiness Registry Portal enables businesses to file, search, and order records online. Whether you are starting a new business, updating or requesting business records, get started by selecting any of the online services below." A grey box titled **Important Information** contains the following text: "You will need to login using a MiLogin for Business account to file documents for an existing entity, submit annual reports/statements, or order certificates and copies. Click the Login button in the top right to create an account or log-in. The CID and PIN from the previous system did not transfer to this system. If you already have a MiLogin for Business account, you may use it by linking it to the MiBusiness Registry Portal. There is no need to create a new one."

Annual Statement

3. Navigate to Forms



The screenshot shows the MiBusiness Registry Portal website. On the left is a dark blue navigation sidebar with a red box around the 'Forms' menu item. The main content area features a sunset background with a bridge and the text 'File Your Business' and 'Start Here'. Below this is the title 'MiBusiness Registry Portal' and a welcome message. At the bottom, a grey box contains the text 'Important Information'.

Home

Search

Forms

My Work Queue

My Records

Data Requests

Start Here

File Your Business

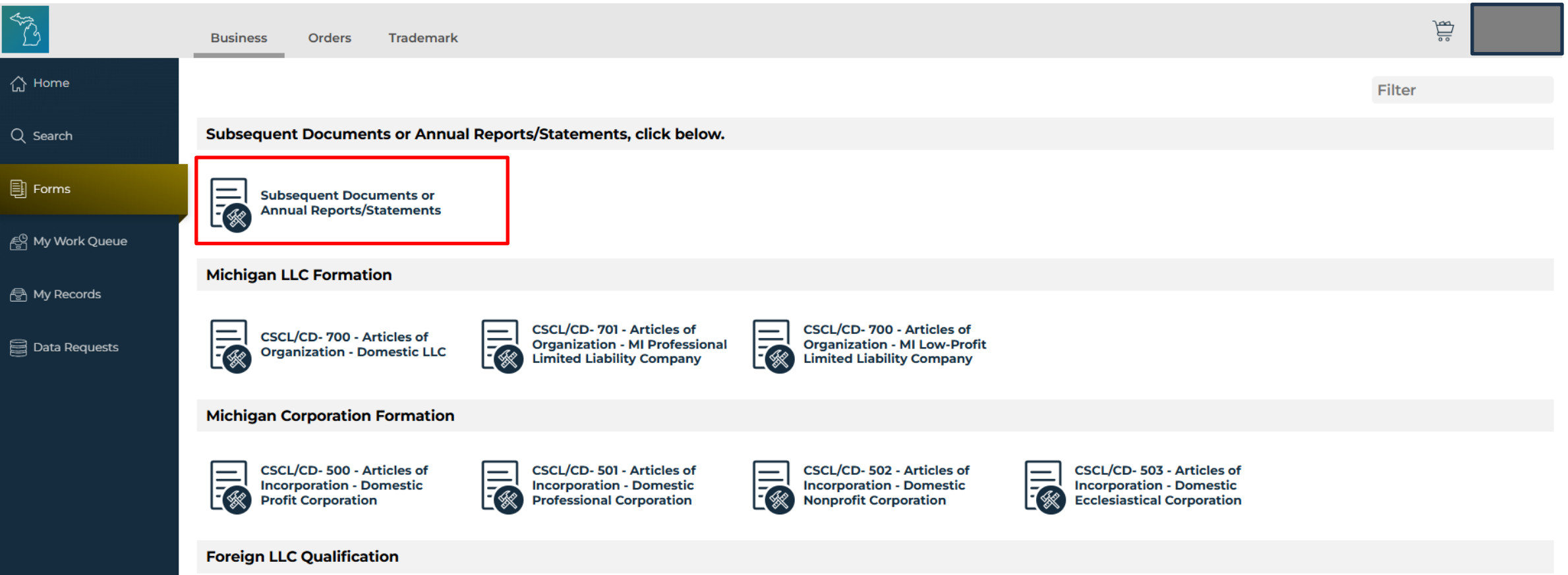
MiBusiness Registry Portal

Welcome to Michigan's online filing portal. MiBusiness Registry Portal enables businesses to file, search, and order records online. Whether you are starting a new business, updating or requesting business records, get started by selecting any of the online services below.

Important Information

Annual Statement

4. Select “Subsequent Documents or Annual Reports/Statements”



Business Orders Trademark

Filter

Subsequent Documents or Annual Reports/Statements, click below.

Subsequent Documents or Annual Reports/Statements

Michigan LLC Formation

- CSCL/CD- 700 - Articles of Organization - Domestic LLC
- CSCL/CD- 701 - Articles of Organization - MI Professional Limited Liability Company
- CSCL/CD- 700 - Articles of Organization - MI Low-Profit Limited Liability Company

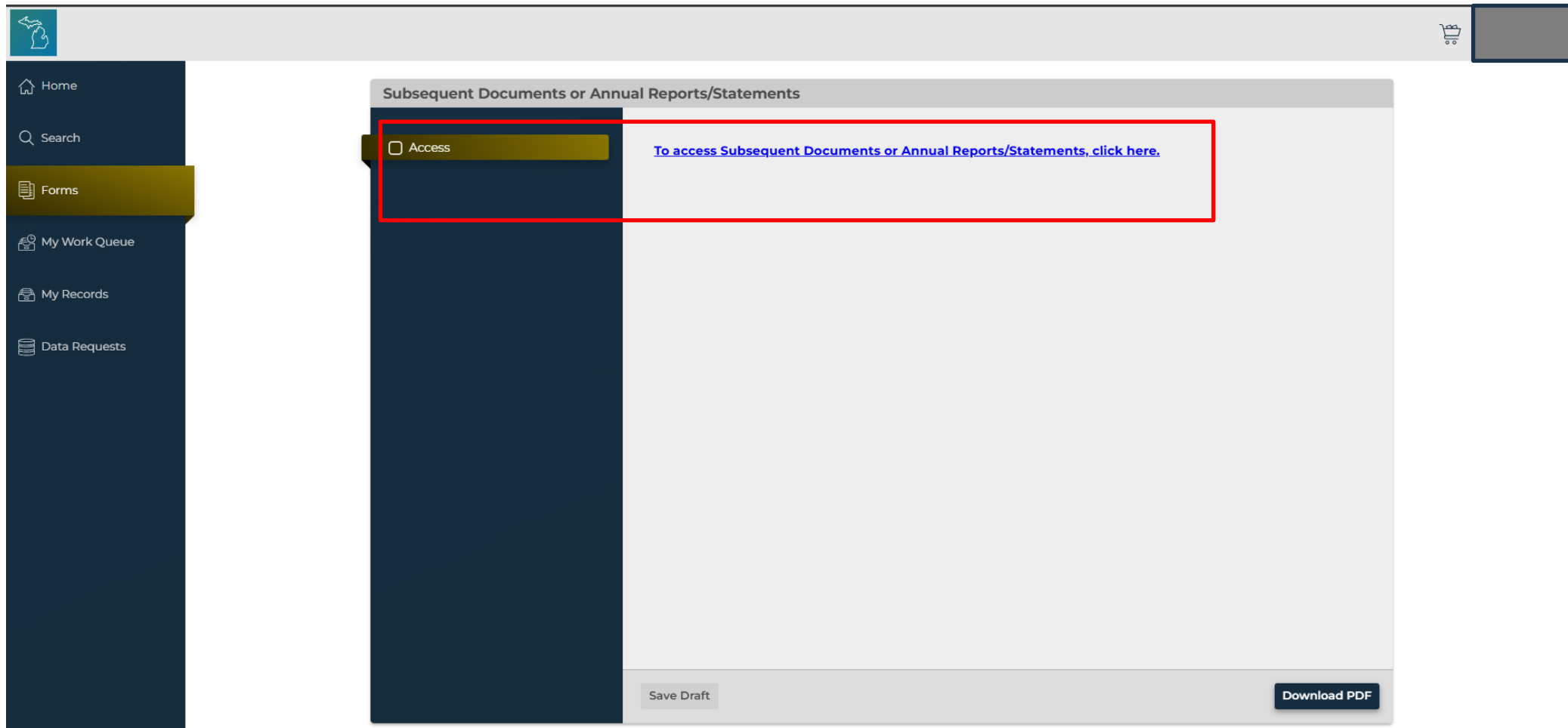
Michigan Corporation Formation

- CSCL/CD- 500 - Articles of Incorporation - Domestic Profit Corporation
- CSCL/CD- 501 - Articles of Incorporation - Domestic Professional Corporation
- CSCL/CD- 502 - Articles of Incorporation - Domestic Nonprofit Corporation
- CSCL/CD- 503 - Articles of Incorporation - Domestic Ecclesiastical Corporation

Foreign LLC Qualification

Annual Statement

Select “To access Subsequent Documents or Annual Reports/Statements, click here.”






The screenshot displays a web application interface. On the left is a dark blue sidebar menu with the following items: Home, Search, Forms (highlighted in a darker blue), My Work Queue, My Records, and Data Requests. At the top left of the sidebar is a small icon of the state of Michigan. The main content area has a header titled "Subsequent Documents or Annual Reports/Statements". Below the header, there is a dark blue sidebar with a checkbox labeled "Access". To the right of this sidebar, a red rectangular box highlights a blue hyperlink that reads "To access Subsequent Documents or Annual Reports/Statements, click here.". At the bottom of the main content area, there are two buttons: "Save Draft" and "Download PDF".

Annual Statement



Page will redirect – Insert your Business Name

Business Trademark  

- Home
- Search**
- Forms
- My Work Queue
- My Records
- Data Requests


Business Search

As of 1/26/2026 we have processed all business filings received in our office through 01/21/2026.


To file a document or annual report/statement for an existing entity, search for the entity, select Request Access from the slide-out drawer, complete the questions, refresh the webpage, and select File Subsequent Document or File Annual Report/Statement.

The same process applies to order certificates and copies.

You must be logged in to file documents or order certificates and copies. Click on the Login button in the top right. If you do not have an account, create one. The credentials from the previous system did not transfer to this system.

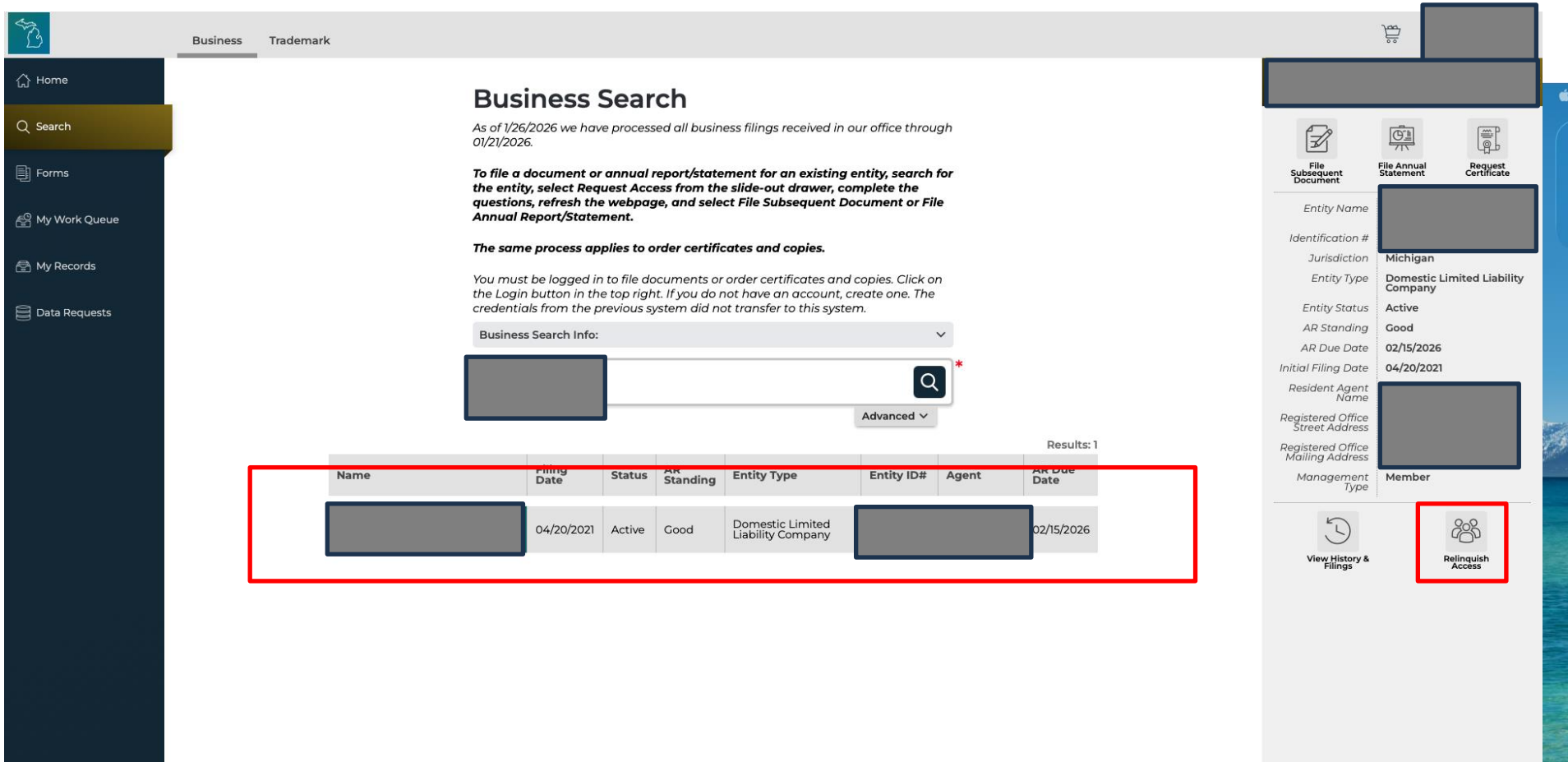
Business Search Info: 

*

Advanced 

Annual Statement

Select your Business – Request Access if you have not done so previously



The screenshot shows the 'Business Search' page. A sidebar on the left contains navigation links: Home, Search, Forms, My Work Queue, My Records, and Data Requests. The main content area has a 'Business Search' heading and instructions. A search input field is highlighted with a blue box. Below it, a table with one row is highlighted with a red box. The table columns are Name, Filing Date, Status, AR Standing, Entity Type, Entity ID#, Agent, and AR Due Date. The right sidebar contains action buttons: File Subsequent Document, File Annual Statement, Request Certificate, View History & Filings, and Relinquish Access. The 'Relinquish Access' button is highlighted with a red box.

Business Search

As of 1/26/2026 we have processed all business filings received in our office through 01/21/2026.

To file a document or annual report/statement for an existing entity, search for the entity, select Request Access from the slide-out drawer, complete the questions, refresh the webpage, and select File Subsequent Document or File Annual Report/Statement.

The same process applies to order certificates and copies.

You must be logged in to file documents or order certificates and copies. Click on the Login button in the top right. If you do not have an account, create one. The credentials from the previous system did not transfer to this system.

Business Search Info: [Redacted] [Search Icon] *

Advanced [Dropdown]

Results: 1

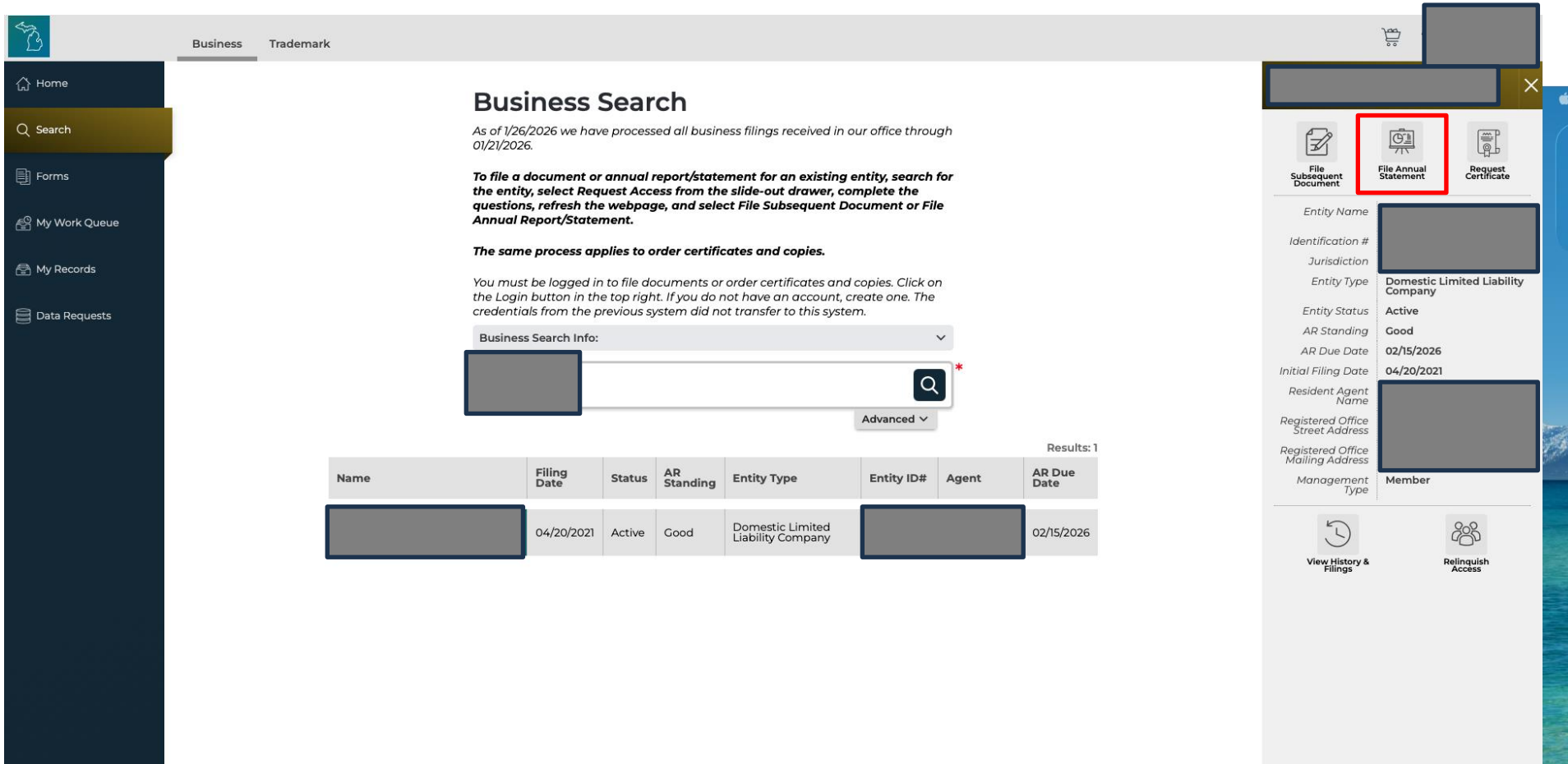
Name	Filing Date	Status	AR Standing	Entity Type	Entity ID#	Agent	AR Due Date
[Redacted]	04/20/2021	Active	Good	Domestic Limited Liability Company	[Redacted]	[Redacted]	02/15/2026

Entity Name: [Redacted]
Identification #: [Redacted]
Jurisdiction: Michigan
Entity Type: Domestic Limited Liability Company
Entity Status: Active
AR Standing: Good
AR Due Date: 02/15/2026
Initial Filing Date: 04/20/2021
Resident Agent Name: [Redacted]
Registered Office Street Address: [Redacted]
Registered Office Mailing Address: [Redacted]
Management Type: Member

View History & Filings [Icon] Relinquish Access [Icon]

Annual Statement

Select "File Annual Report"



Business Search

As of 1/26/2026 we have processed all business filings received in our office through 01/21/2026.

To file a document or annual report/statement for an existing entity, search for the entity, select Request Access from the slide-out drawer, complete the questions, refresh the webpage, and select File Subsequent Document or File Annual Report/Statement.

The same process applies to order certificates and copies.

You must be logged in to file documents or order certificates and copies. Click on the Login button in the top right. If you do not have an account, create one. The credentials from the previous system did not transfer to this system.

Business Search Info: *

Advanced

Results: 1

Name	Filing Date	Status	AR Standing	Entity Type	Entity ID#	Agent	AR Due Date
<input type="text"/>	04/20/2021	Active	Good	Domestic Limited Liability Company	<input type="text"/>		02/15/2026

Entity Name:

Identification #:

Jurisdiction:

Entity Type: Domestic Limited Liability Company

Entity Status: Active

AR Standing: Good

AR Due Date: 02/15/2026

Initial Filing Date: 04/20/2021

Resident Agent Name:

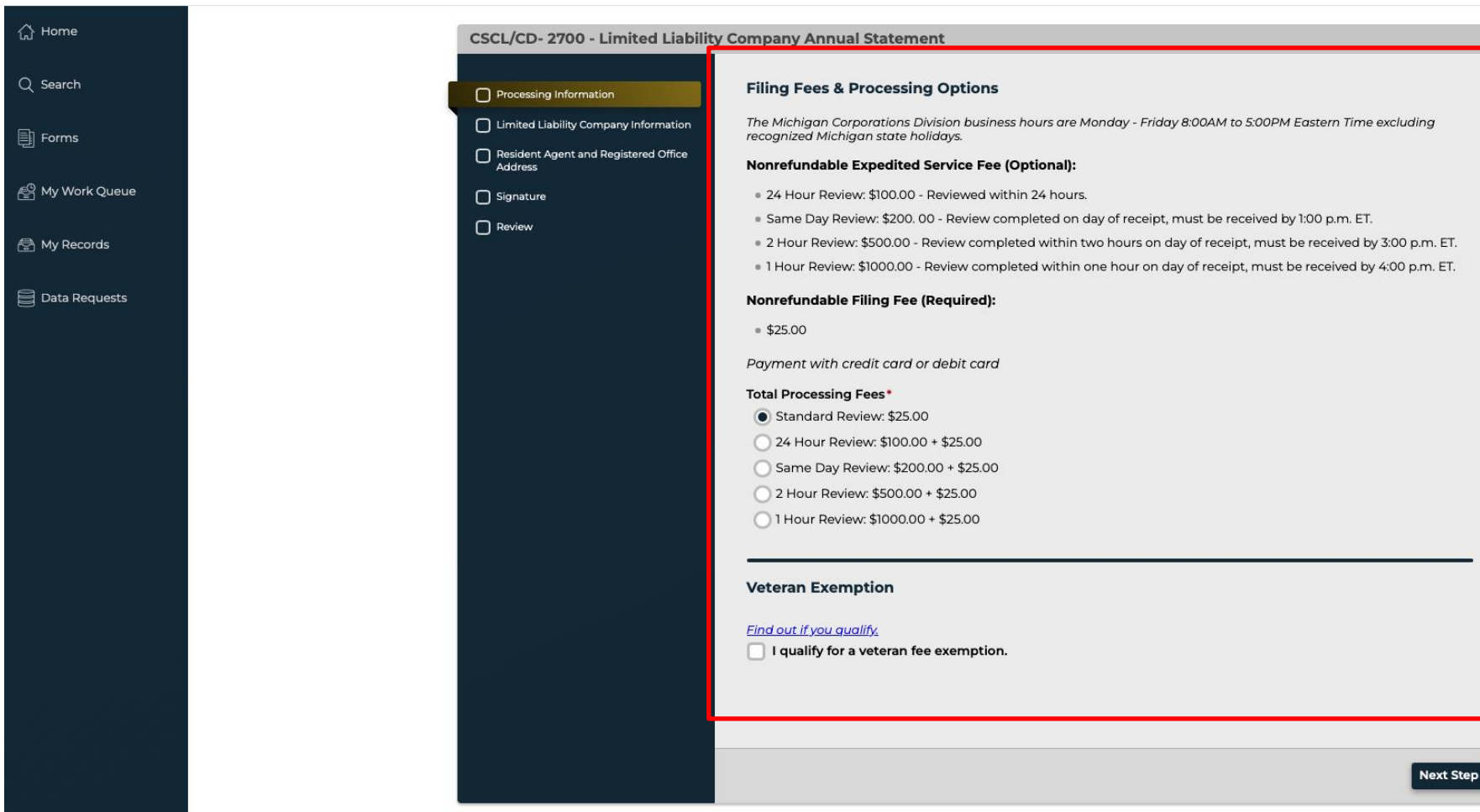
Registered Office Street Address:

Registered Office Mailing Address:

Management Type: Member

Annual Statement

Select Your Preferred Review Time – Most common is Standard Review



CSCL/CD- 2700 - Limited Liability Company Annual Statement

- Processing Information
- Limited Liability Company Information
- Resident Agent and Registered Office Address
- Signature
- Review

Filing Fees & Processing Options

The Michigan Corporations Division business hours are Monday - Friday 8:00AM to 5:00PM Eastern Time excluding recognized Michigan state holidays.

Nonrefundable Expedited Service Fee (Optional):

- 24 Hour Review: \$100.00 - Reviewed within 24 hours.
- Same Day Review: \$200.00 - Review completed on day of receipt, must be received by 1:00 p.m. ET.
- 2 Hour Review: \$500.00 - Review completed within two hours on day of receipt, must be received by 3:00 p.m. ET.
- 1 Hour Review: \$1000.00 - Review completed within one hour on day of receipt, must be received by 4:00 p.m. ET.

Nonrefundable Filing Fee (Required):

- \$25.00

Payment with credit card or debit card

Total Processing Fees*

- Standard Review: \$25.00
- 24 Hour Review: \$100.00 + \$25.00
- Same Day Review: \$200.00 + \$25.00
- 2 Hour Review: \$500.00 + \$25.00
- 1 Hour Review: \$1000.00 + \$25.00

Veteran Exemption

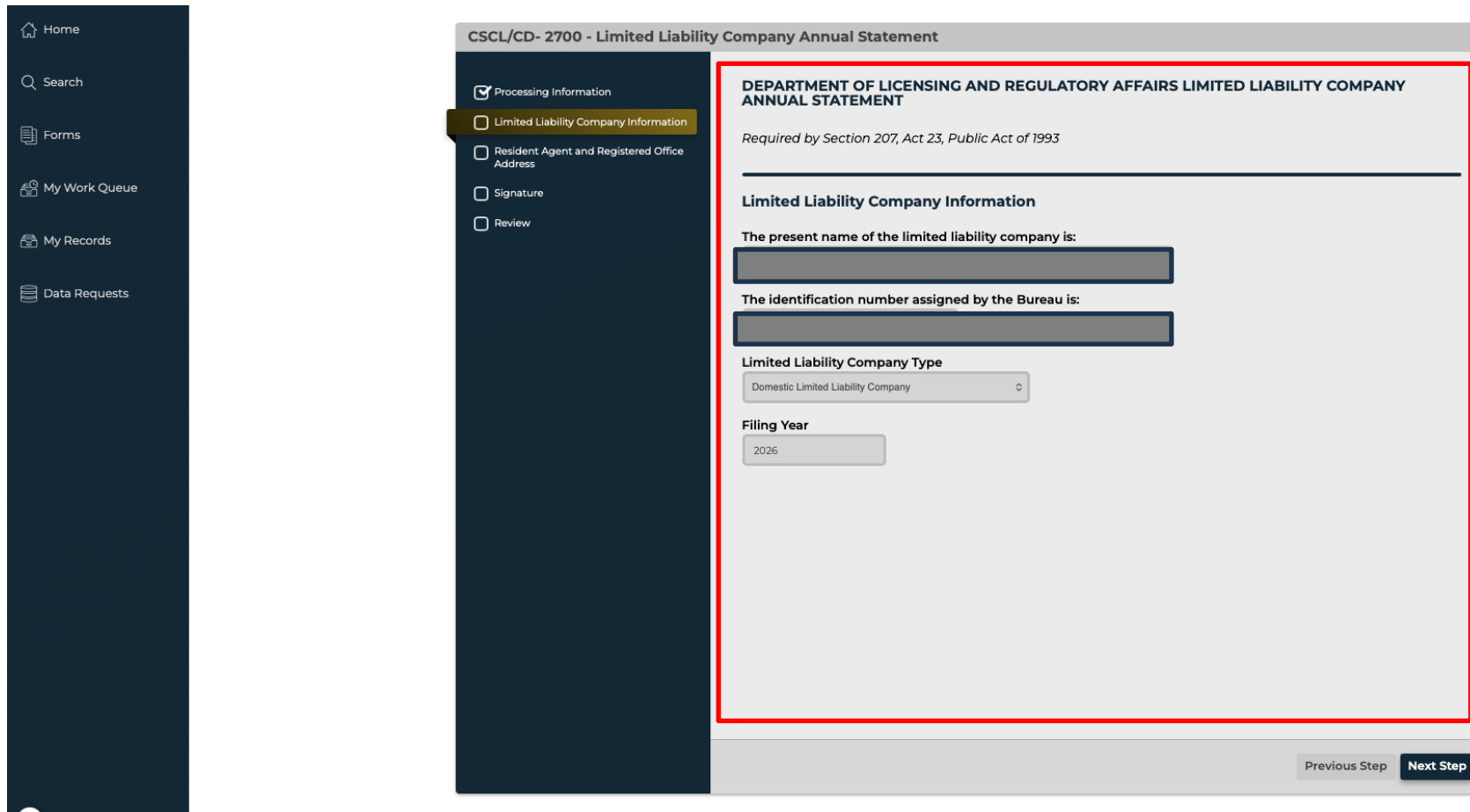
[Find out if you qualify.](#)

I qualify for a veteran fee exemption.

Next Step

Annual Statement

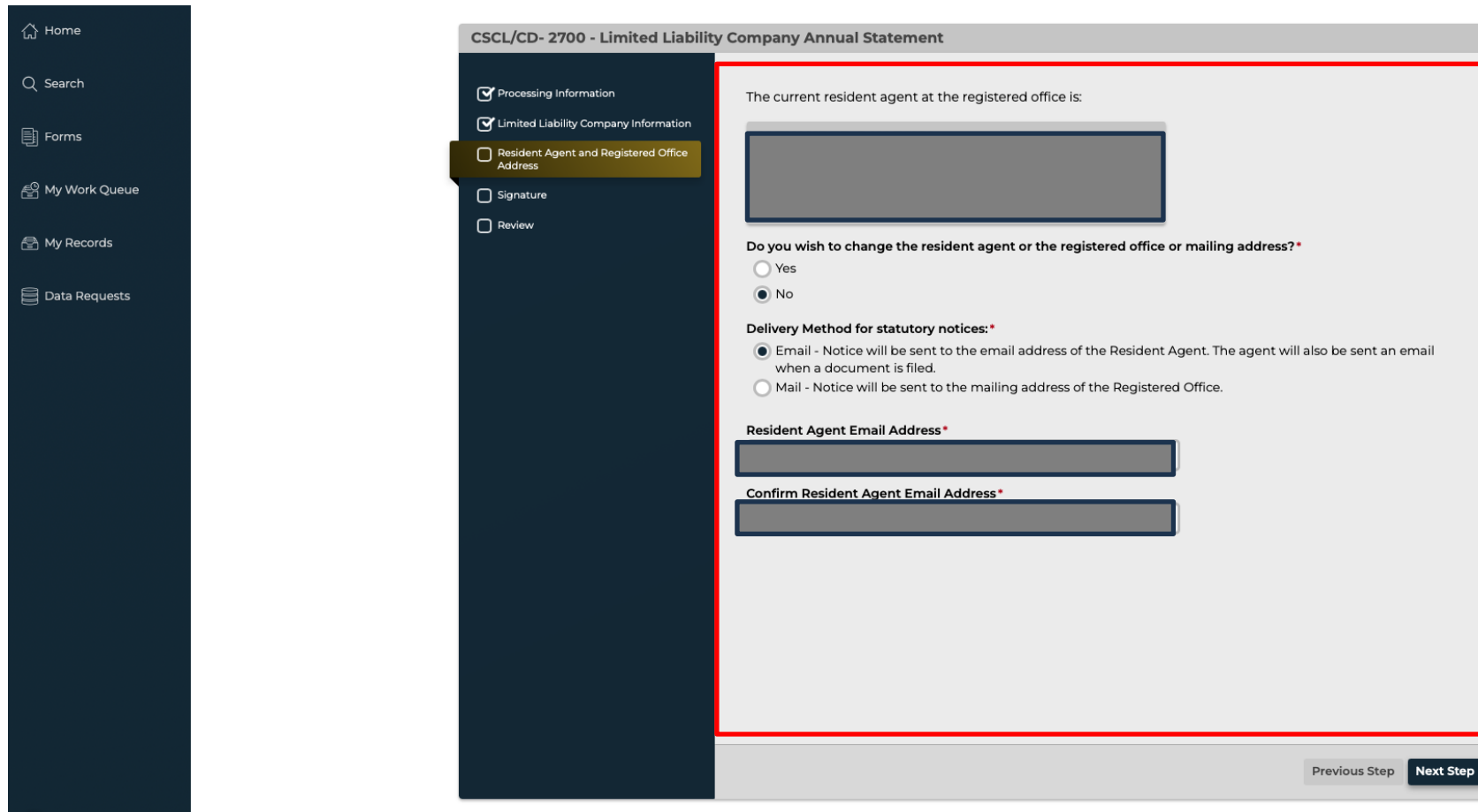
Review Your LLC Information for Accuracy



The screenshot displays a web interface for the 'CSDL/CD-2700 - Limited Liability Company Annual Statement'. On the left is a dark blue sidebar with navigation options: Home, Search, Forms, My Work Queue, My Records, and Data Requests. The main content area features a dark blue sidebar with a checklist: 'Processing Information' (checked), 'Limited Liability Company Information' (highlighted), 'Resident Agent and Registered Office Address', 'Signature', and 'Review'. The main form area is titled 'DEPARTMENT OF LICENSING AND REGULATORY AFFAIRS LIMITED LIABILITY COMPANY ANNUAL STATEMENT' and includes the text 'Required by Section 207, Act 23, Public Act of 1993'. Below this is a section for 'Limited Liability Company Information' with two text input fields: 'The present name of the limited liability company is:' and 'The identification number assigned by the Bureau is:'. Further down are a dropdown menu for 'Limited Liability Company Type' (set to 'Domestic Limited Liability Company') and a 'Filing Year' input field (set to '2026'). At the bottom right, there are 'Previous Step' and 'Next Step' buttons.

Annual Statement

Review your Registered Agent Information for Accuracy



CSCL/CD- 2700 - Limited Liability Company Annual Statement

- Processing Information
- Limited Liability Company Information
- Resident Agent and Registered Office Address
- Signature
- Review

The current resident agent at the registered office is:

Do you wish to change the resident agent or the registered office or mailing address?*

Yes

No

Delivery Method for statutory notices:*

Email - Notice will be sent to the email address of the Resident Agent. The agent will also be sent an email when a document is filed.

Mail - Notice will be sent to the mailing address of the Registered Office.

Resident Agent Email Address*

Confirm Resident Agent Email Address*

Previous Step Next Step

Annual Statement

Certify Everything is Accurate and Public Information – Sign the Document

CSCL/CD- 2700 - Limited Liability Company Annual Statement

- Processing Information
- Limited Liability Company Information
- Resident Agent and Registered Office Address
- Signature**
- Review

Attestations

Read and check each attestation prior to signing this document. Intentionally filing a false document may result in a criminal or civil liability.

- I understand that the information I enter into the online system is public information and will appear online and on copy requests exactly as I enter it into the system.*
- I have been authorized by the business entity to file this document online.*
- I, HEREBY SWEAR AND/OR AFFIRM, under penalty of law, including criminal prosecution, that the facts contained in this document are true. I certify that I am signing this document as the person(s) whose signature is required, or as an agent of the person(s) whose signature is required, who has authorized me to place his/her signature on this document.*

Signature

The document must be signed by a member, manager, or an authorized agent:

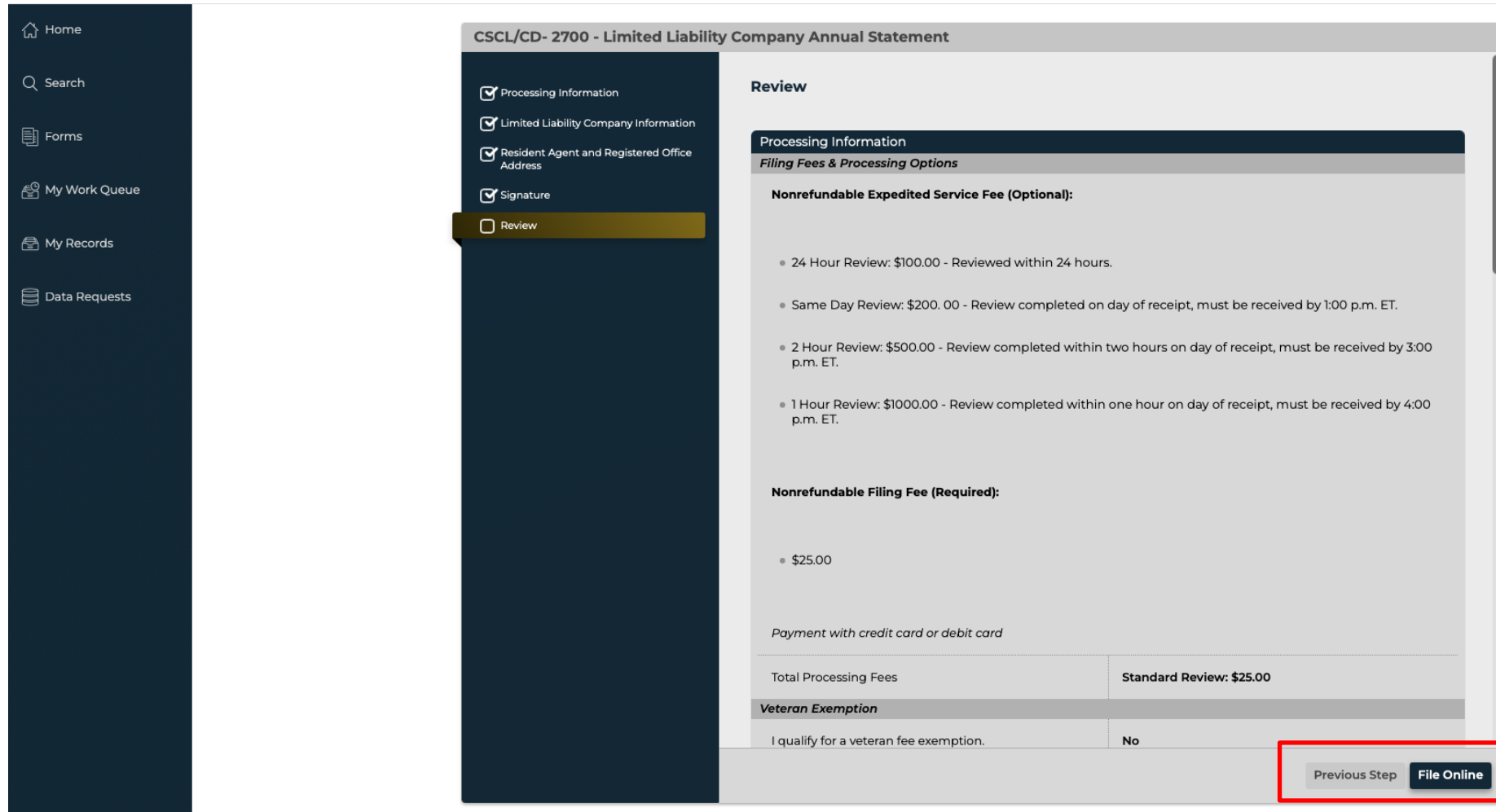
Signer's Capacity*	On behalf of*	Signature*	Date*
Self			01/26/2026

Today

Previous Step Next Step

Annual Statement

Final Review for Accuracy – Select File Online



CSCL/CD- 2700 - Limited Liability Company Annual Statement

Processing Information
 Limited Liability Company Information
 Resident Agent and Registered Office Address
 Signature
 Review

Review

Processing Information

Filing Fees & Processing Options

Nonrefundable Expedited Service Fee (Optional):

- 24 Hour Review: \$100.00 - Reviewed within 24 hours.
- Same Day Review: \$200. 00 - Review completed on day of receipt, must be received by 1:00 p.m. ET.
- 2 Hour Review: \$500.00 - Review completed within two hours on day of receipt, must be received by 3:00 p.m. ET.
- 1 Hour Review: \$1000.00 - Review completed within one hour on day of receipt, must be received by 4:00 p.m. ET.

Nonrefundable Filing Fee (Required):

- \$25.00

Payment with credit card or debit card

Total Processing Fees	Standard Review: \$25.00
-----------------------	--------------------------

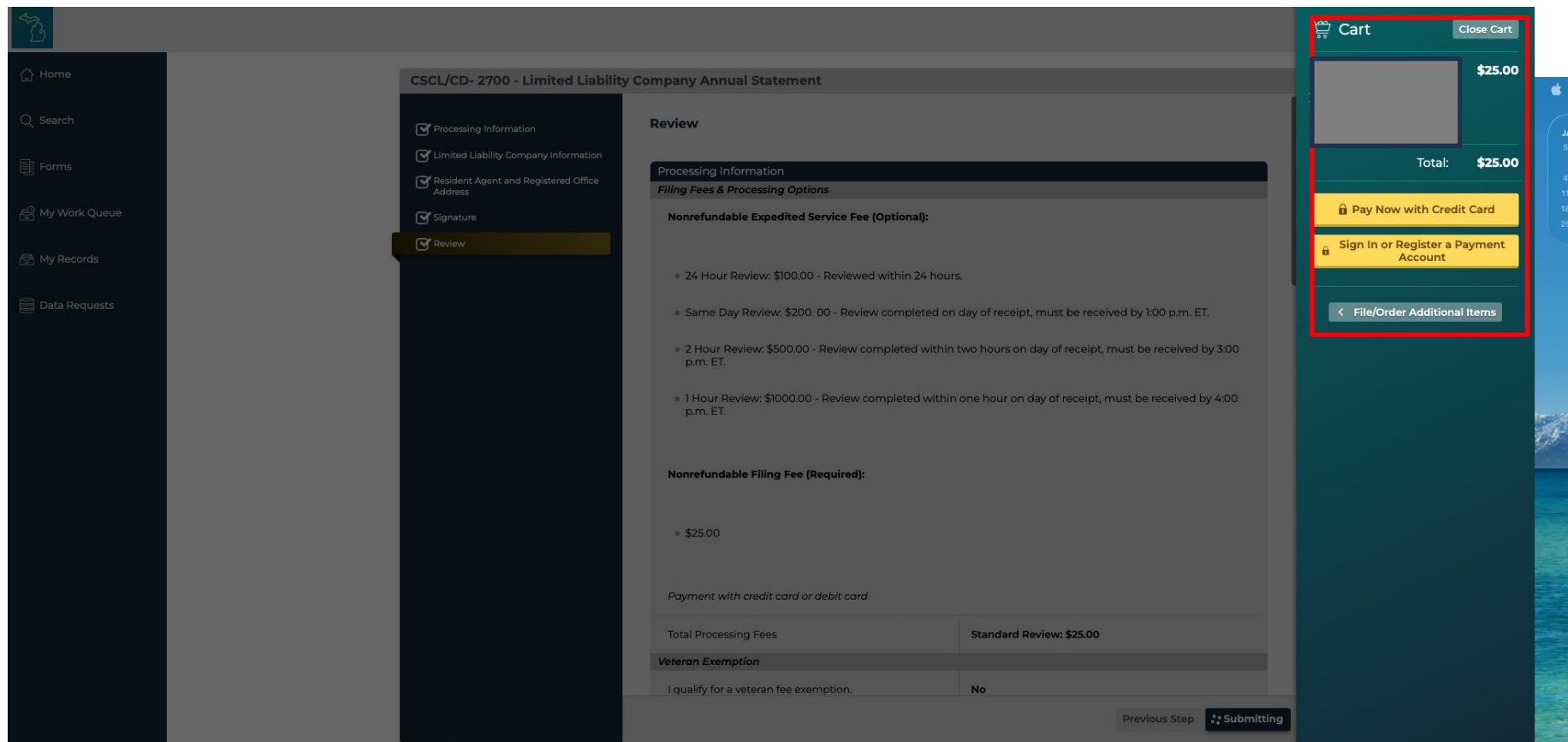
Veteran Exemption

I qualify for a veteran fee exemption.	No
--	----

Previous Step **File Online**

Annual Statement

Continue with Payment Method – Upon Receipt your LLC is Renewed



The screenshot shows the 'Review' stage of the 'CSCL/CD- 2700 - Limited Liability Company Annual Statement' process. The main content area is dimmed, and a 'Cart' overlay is visible on the right side, highlighted with a red border. The cart shows a total of \$25.00 and offers payment options: 'Pay Now with Credit Card', 'Sign In or Register a Payment Account', and 'File/Order Additional Items'. The main page content includes a checklist of steps (Processing Information, Limited Liability Company Information, Resident Agent and Registered Office Address, Signature, Review), a 'Review' section with various service options (24 Hour, Same Day, 2 Hour, 1 Hour), a 'Nonrefundable Filing Fee (Required)' of \$25.00, and a 'Payment with credit card or debit card' section. A table at the bottom shows 'Total Processing Fees' for 'Standard Review' as \$25.00 and a 'Veteran Exemption' status of 'No'. A 'Submitting' button is visible at the bottom right.

CSCL/CD- 2700 - Limited Liability Company Annual Statement

- Processing Information
- Limited Liability Company Information
- Resident Agent and Registered Office Address
- Signature
- Review

Review

Processing Information

Filing Fees & Processing Options

Nonrefundable Expedited Service Fee (Optional):

- 24 Hour Review: \$100.00 - Reviewed within 24 hours.
- Same Day Review: \$200.00 - Review completed on day of receipt, must be received by 1:00 p.m. ET.
- 2 Hour Review: \$500.00 - Review completed within two hours on day of receipt, must be received by 3:00 p.m. ET.
- 1 Hour Review: \$1000.00 - Review completed within one hour on day of receipt, must be received by 4:00 p.m. ET.

Nonrefundable Filing Fee (Required):

- \$25.00

Payment with credit card or debit card

Total Processing Fees	Standard Review: \$25.00
-----------------------	--------------------------

Veteran Exemption

I qualify for a veteran fee exemption.	No
--	----

Previous Step **Submitting**

Cart Close Cart

Total: **\$25.00**

-
-
-

Closing Remarks

- Mark your calendar for 2027!
- If you do not have access to your LLC, you must Request it via the Lara Portal
- If you are not in Good Standing, it is likely due to missed Annual Statements. File all missing Annual Statements to return to Good Standing.
- If you filed your LLC AFTER September 30, you are not required to file an annual statement in the following calendar year.

Contact LARA

(571)-241-9223

corpsmail@michigan.gov

Hub Services & Partners

- Business Planning
- Financial Forecasting
- Connection to State, Local, and Federal Resources
- Support Network
- Sounding Board for Small Business Challenges
- Entity Formation via Kendricks Bordeaux
- Monthly Educational Events via Innovate MQT
- Quarterly Educational Events



The Lake Superior Community Partnership (LSCP) serves as the coordinating partner for the Central U.P. Small Business Support Hub, a collaboration of seven strategic partners. A senior leader from each Strategic Partner agency serves on The HUB's Advisory Council.



This project supported by federal award number [SLFRP0127] awarded to Lake Superior Community Partnership by the U.S. Department of the Treasury.



Robin Chosa
Baraga County & Tribal
Communities
Small Business Resource
Navigator



Liam Goetz
Marquette County
Small Business
Resource
Navigator



Jared Hockmuth
SBAM Navigator



Jose Laynez
Dickinson & Menominee
Counties
Small Business Resource
Navigator



Ilana Minor
Alger, Delta &
Schoolcraft
Counties
Small Business Resource
Navigator

Tell Your Friends and Colleagues



Have you found Hub resources to be useful?

Refer a friend or anyone looking to start a business! We are here to help!

Book with Me: <https://www.accelerateup.com/>